



ZIPPO ON PLANET EARTH

[MATERIAL FOR THE ENGLISH CLASSROOM]



This project has been funded with support from the European Commission. This publication [communication] reflects the views only of the author, and the Commission cannot be held responsible for any use which may be made of the information contained therein.

SEQUENCE OF ACTIVITIES

Zippo on planet Earth

1. Song about the body eg. Head and Shoulders
2. Message from Zippo
3. Before the airport
4. At the airport
5. Farewell party
6. A few days later



WARM UP

Song: Head and Shoulders

- The teacher explains to learners that they are going to listen to a song and then guess what it's about.
- Teacher sings the song without actions and then asks learners: *What do you think the song is about?*
- Then learners listen while teacher sings and does the actions and asks the same question. Based on learners' answers, teacher asks them to reflect on what helped to understand the content of the song. *How did you realize what the song was about? What helped you understand?*
(Implicitly, learners should realise that they can guess meaning from the context.)
- Learners sing and do the actions

Feedback activity: Learners use post-its on the wall chart below to give feedback on the song.



SEQUENCE 1

Message from Zippo

Learners are organized into groups of four. Balloons have been arranged in the classroom beforehand. Each group chooses a balloon which contains:

- (1) pieces of a photo of a friend;
- (2) two extra pieces of the photo;
- (3) their friends name;
- (4) a message from their friend. Each part of the body is in a different colour.

The learners must create their Planet Zi friends by assembling the correct parts while listening to the descriptions of Zippo and his friends. They may later glue these onto cardboard paper. And learners present their new friends to the class.

Teacher introduces learners to the context (in L1 if necessary):

Zippo is from Planet Zi. He's my friend. Zippo and his friends are coming to Earth.

Would you like to meet them? OK, then. You are going them for the first time so

- *What do you need to know?*
- *What might you need to know to recognize them?*
- *What do you think your friend will be like? (appearance)*

You have not met them before, so Zippo has sent you a message.

What do you think the message is about?

In the message, Zippo describes himself and his friends. He has also sent you some photos. The space postman has delivered these photos. They are in the balloons. Unfortunately, because of the bad weather the photos have been torn and mixed up. A message from each friend is also in the balloon.

Why do you think the photos are in balloons?

Choose someone from your group to bring a balloon and then find a way to burst it so that you can get what's inside.

Examples of the messages in the balloons are below:

- *Hello, I'm Zippo. Look at me! I'm tall and thin. I've got a red head, a green body, yellow arms, blue hands, black legs and orange feet.*
- *Hello, I'm Zirro. I've got a green head, a yellow body, blue arms, black hands, orange legs and red feet. I'm very short and thin.*
- *Hello, I'm Ziffa I'm short and thin. I've got a yellow head, a blue body, black arms, orange hands, red legs and green feet.*
- *Hello, I'm Zilla. I've got a blue head, a black body, orange arms, red hands, green legs and yellow feet. I'm a tall and fat girl.*
- *Hello, I'm Zinna. I've got a black head, an orange body, red arms and green hands but only one leg. My leg is yellow and My foot is blue.*

Now listen to Zippo's message and find what your friend looks like. You can also read the written message if you like.

Message: *Um, hello children from Planet Earth. I'm Zippo. Your teacher is my friend. I'm coming to see you! Would you like to meet me and my friends? Who's got my photo?*


- *Look at me! I'm tall and thin. I've got a red head, a green body, yellow arms, blue hands, black legs and orange feet. And these are my friends. They are my best friends.*
- *Well, my friend Zirro has got a green head, a yellow body, blue arms, black hands, orange legs and red feet. He's very short and thin.*

- Ziffa is, of course, very beautiful. She's short and thin. She's got a yellow head, a blue body, black arms, orange hands, red legs and green feet. She's very clever, too.
- Zilla's got a blue head, a black body, orange arms, red hands, green legs and yellow feet. She's a cute, tall and fat girl.
- Zinna is tall and very nice. She's my best friend. She's got a black head, an orange body, red arms and green hands but only one leg. Her leg is yellow and her foot is blue.

Can you see the photos of my friends? Will you come to the airport to meet us? We can't wait to meet you? O.K. then, see you soon boys and girls!

Teacher asks: "What helped you to identify the parts of the body?"

Feedback activity:



Portfolio activity:

How do you think you could improve your collaboration with others?

1. By working with friends
2. If the teacher organises the groups
3. If the teacher assigns roles in each group

SEQUENCE 2

Before the airport

OK, then. Would you like to go to the airport to welcome your friends?

In your groups of four decide on how to welcome your new friend at the airport.

Think of what to say to welcome him/her, to introduce yourself and what present to give.

If you need help, look at these expressions.

Hello, my name is

Welcome to our planet.

Nice to meet you.

How are you?

Are you

Here is a present for you.

This is for you.

At the airport

Your friends have arrived. You are at the airport.

Have you got your presents with you? How do you feel? How do you believe they feel?

Choose an ID card and you are the boy or girl on the card. You Take your ID card and meet your friend. Move around the airport, introduce yourself and ask questions to find someone with the same hobby.

Go back to school and introduce your new friend to your group (name, age and hobby).

PLANET EARTH PEOPLE

<i>NAME</i>	Panayiota
<i>AGE</i>	8
<i>HOBBY</i>	Swimming

<i>NAME</i>	Apostolos
<i>AGE</i>	9
<i>HOBBY</i>	Football

<i>NAME</i>	Eleftheria
<i>AGE</i>	8
<i>HOBBY</i>	Drawing

<i>NAME</i>	Dimitris
<i>AGE</i>	10
<i>HOBBY</i>	Dancing

<i>NAME</i>	Aphrodite
<i>AGE</i>	9
<i>HOBBY</i>	Playing the piano

<i>NAME</i>	Yannis
<i>AGE</i>	10
<i>HOBBY</i>	Computer games

<i>NAME</i>	Stavros
<i>AGE</i>	9
<i>HOBBY</i>	Playing volleyball

<i>NAME</i>	Kostantinos
<i>AGE</i>	8
<i>HOBBY</i>	Watching TV

<i>NAME</i>	Georgia
<i>AGE</i>	9
<i>HOBBY</i>	Playing basketball

<i>NAME</i>	Evanthia
<i>AGE</i>	10
<i>HOBBY</i>	Reading

PLANET ZI PEOPLE

<i>NAME</i>	Zippo
<i>AGE</i>	5 + 5
<i>HOBBY</i>	Playing the piano

<i>NAME</i>	Zilla
<i>AGE</i>	4 + 2 + 2
<i>HOBBY</i>	Computer games

<i>NAME</i>	Zinna
<i>AGE</i>	5 + 4
<i>HOBBY</i>	Dancing

<i>NAME</i>	Ziffa
<i>AGE</i>	4 + 4 + 2
<i>HOBBY</i>	Playing football

<i>NAME</i>	Zirro
<i>AGE</i>	3 + 3 + 3
<i>HOBBY</i>	Drawing

<i>NAME</i>	Zimma
<i>AGE</i>	6 + 3
<i>HOBBY</i>	Watching TV

<i>NAME</i>	Zikko
<i>AGE</i>	3 + 3 + 2 + 2
<i>HOBBY</i>	Reading


<i>NAME</i>	Zibbo
<i>AGE</i>	5 + 3
<i>HOBBY</i>	Swimming

<i>NAME</i>	Zivvo
<i>AGE</i>	5 + 5
<i>HOBBY</i>	Playing basketball

<i>NAME</i>	Zirra
<i>AGE</i>	4 + 3 + 2
<i>HOBBY</i>	Playing volleyball

Feedback activity:









Learners put presents and feeling they wanted to express on the feedback tree.



SEQUENCE 4

Farewell party

Unfortunately, it's only a short visit and Zippo and our friends have to go home. Let's have a farewell party. Zippo would like to thank you with a song. It's a **puzzle song** from Planet Zi. Here is the puzzle. Finish it by drawing the pictures.

Let's clap to this song. Who can give a rhythm?

SEQUENCE 5

A few days later...

Oh, we have a letter from Zippo!!!!

Hi there dear friends!

We miss you. We had a great time with you. Can you send us some photos of you? We want to show them to our families.

Thank you again for your present and the party. Do you remember our song? We liked singing it with you.

We'd like to invite you to come to Planet Zi. Our spaceship will come and get you.

Please come soon

Your Zzzz friends

Learners draw/provide a picture of themselves and write about themselves. All pieces of writing are made into a photo album.

Assessment and portfolio activities:

How many stars would you give yourself? I can...					
<i>listen to a message and identify the parts of the body</i>	★	★	★	★	★
<i>welcome a friend</i>	★	★	★	★	★
<i>introduce myself</i>	★	★	★	★	★
<i>introduce a friend</i>	★	★	★	★	★
<i>ask personal questions</i>	★	★	★	★	★
<i>answer personal questions</i>	★	★	★	★	★
<i>recognise 6 body parts</i>	★	★	★	★	★
<i>write about myself</i>	★	★	★	★	★
<i>describe my friend from planet Zi</i>	★	★	★	★	★

How could I get more stars next time?	
<i>Following the teacher examples carefully</i>	
<i>Practicing with the help of the teacher</i>	
<i>Revising previous work</i>	
<i>Revising at home with a parent...</i>	
<i>Asking for the help of a friend</i>	
<i>Looking it up in the textbook</i>	
<i>Cooperating closer with others in my group</i>	
...	